

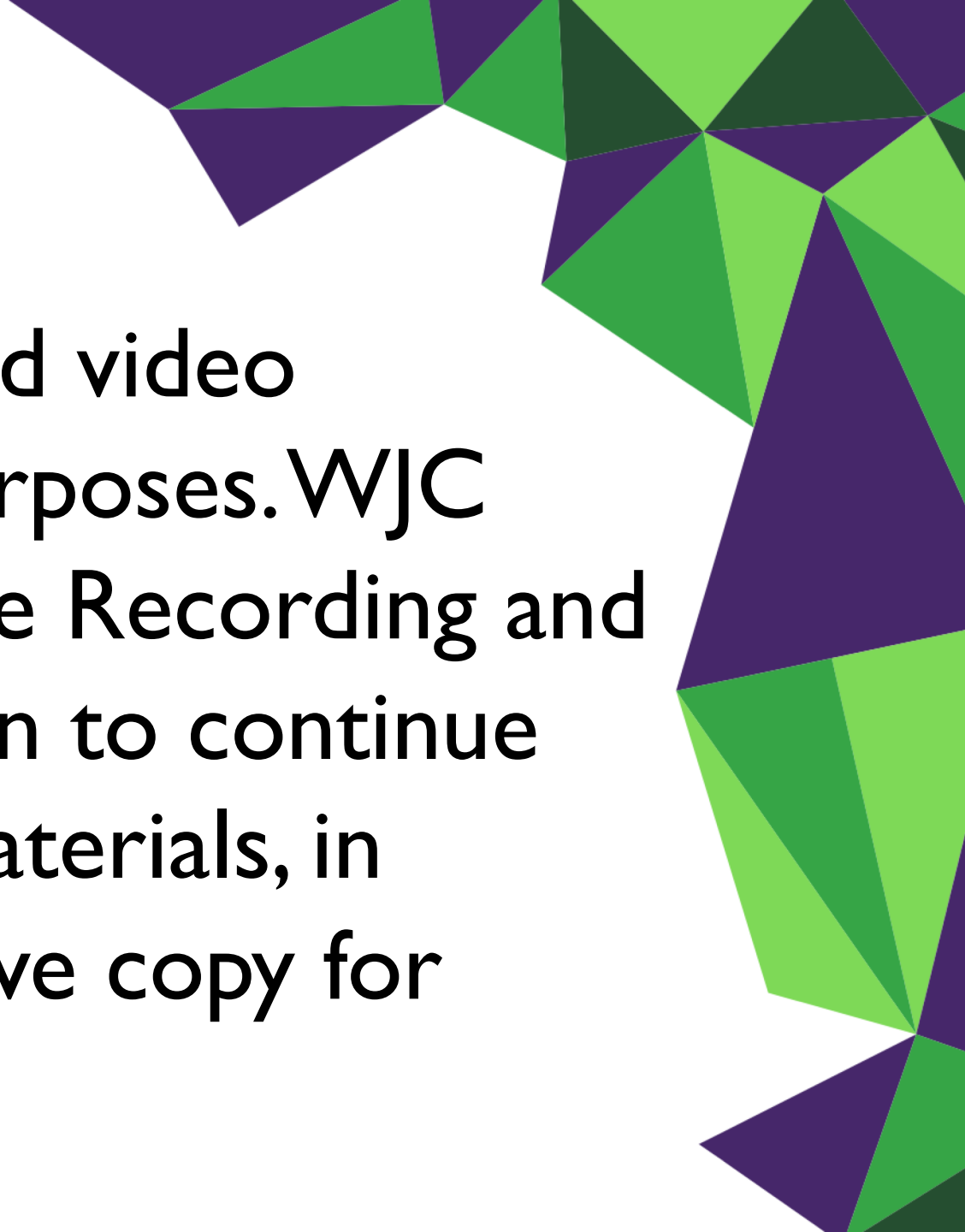


WESTERN JUSTICE CENTER

SCHOOL TOOLS 101

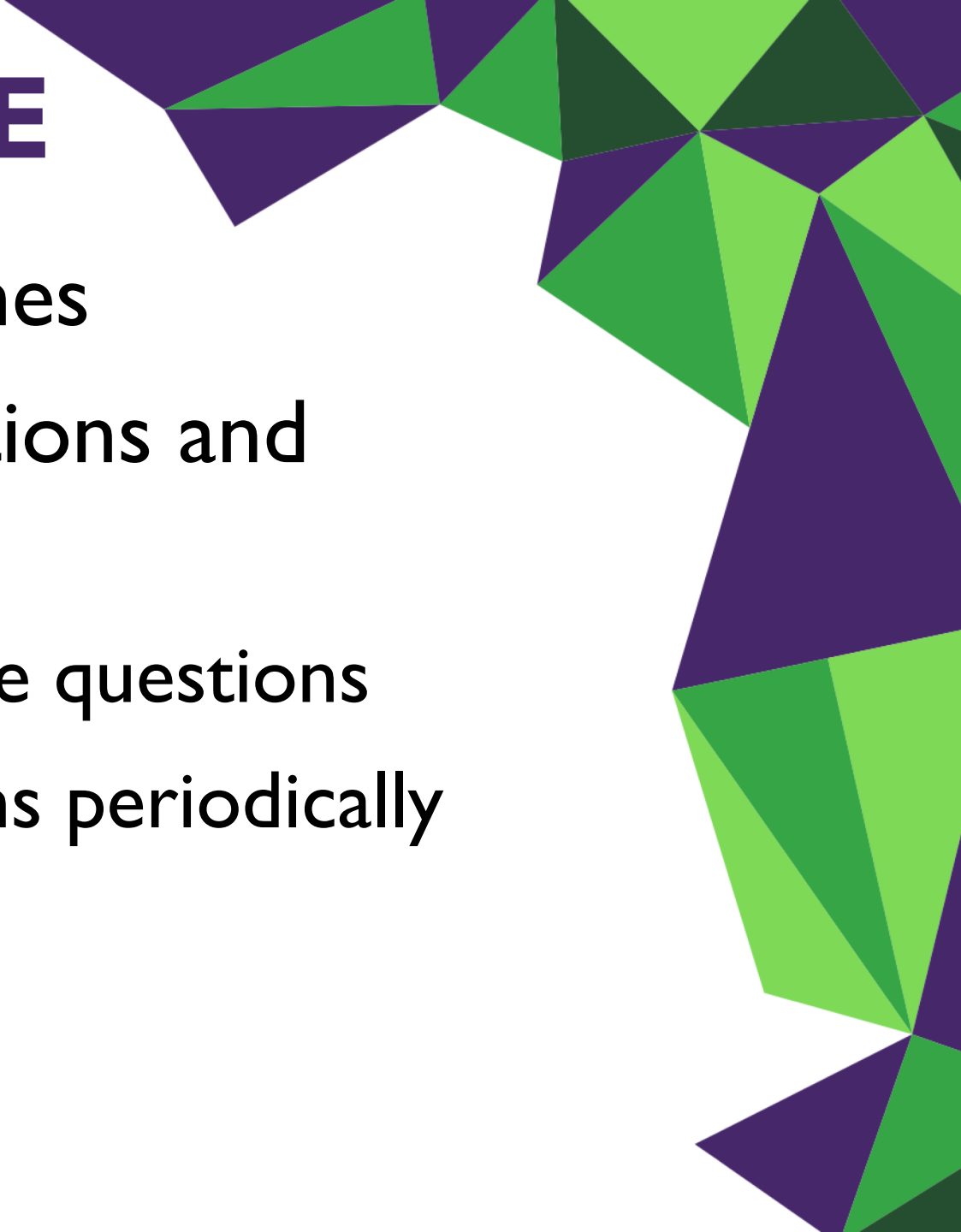
DISCLAIMER

This activity will be audio and video recorded for educational purposes. WJC will hold the copyright to the Recording and would like to have the option to continue to use the Recording and Materials, in addition to creating an archive copy for educational purposes.



ZOOM ETIQUETTE

- Please mute your microphones
- Please write down any questions and notes you may have
- Please use the Chat Box to pose questions
- Facilitators will answer questions periodically



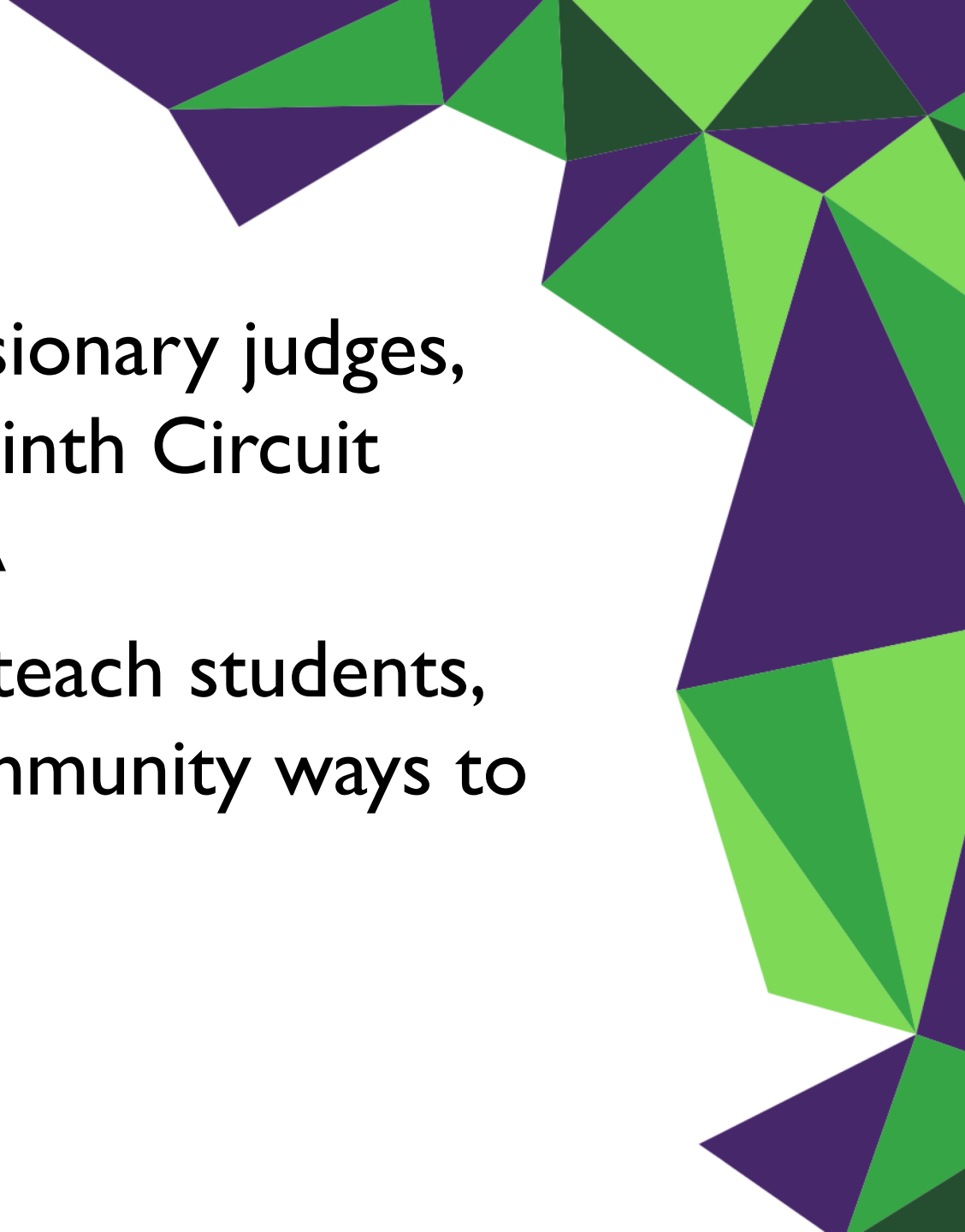
MISSION

WJC empowers people to strengthen their communities by growing the conflict resolution skills and capacity of youth, educators, schools, and community partners.



WHO WE ARE

- Founded in 1987 by a group of visionary judges, lawyers and civic leaders at the Ninth Circuit Court of Appeals, in Pasadena CA
- Created to develop programs to teach students, teachers and members of the community ways to resolve conflict peacefully



THE TEAM

Shaune Gatlin

Conflict Resolution Education Program Director

Arturo Magaña

Conflict Resolution Education Program Coordinator



WHAT IS CONFLICT RESOLUTION EDUCATION?

- Conflict Resolution Education (CRE) is the explicit instruction of skills* and strategies for resolving conflict

* Skills include (but are not limited to): active listening, affective & effective communication, self-awareness, positive problem solving

CRE AND SOCIAL & EMOTIONAL LEARNING (SEL)

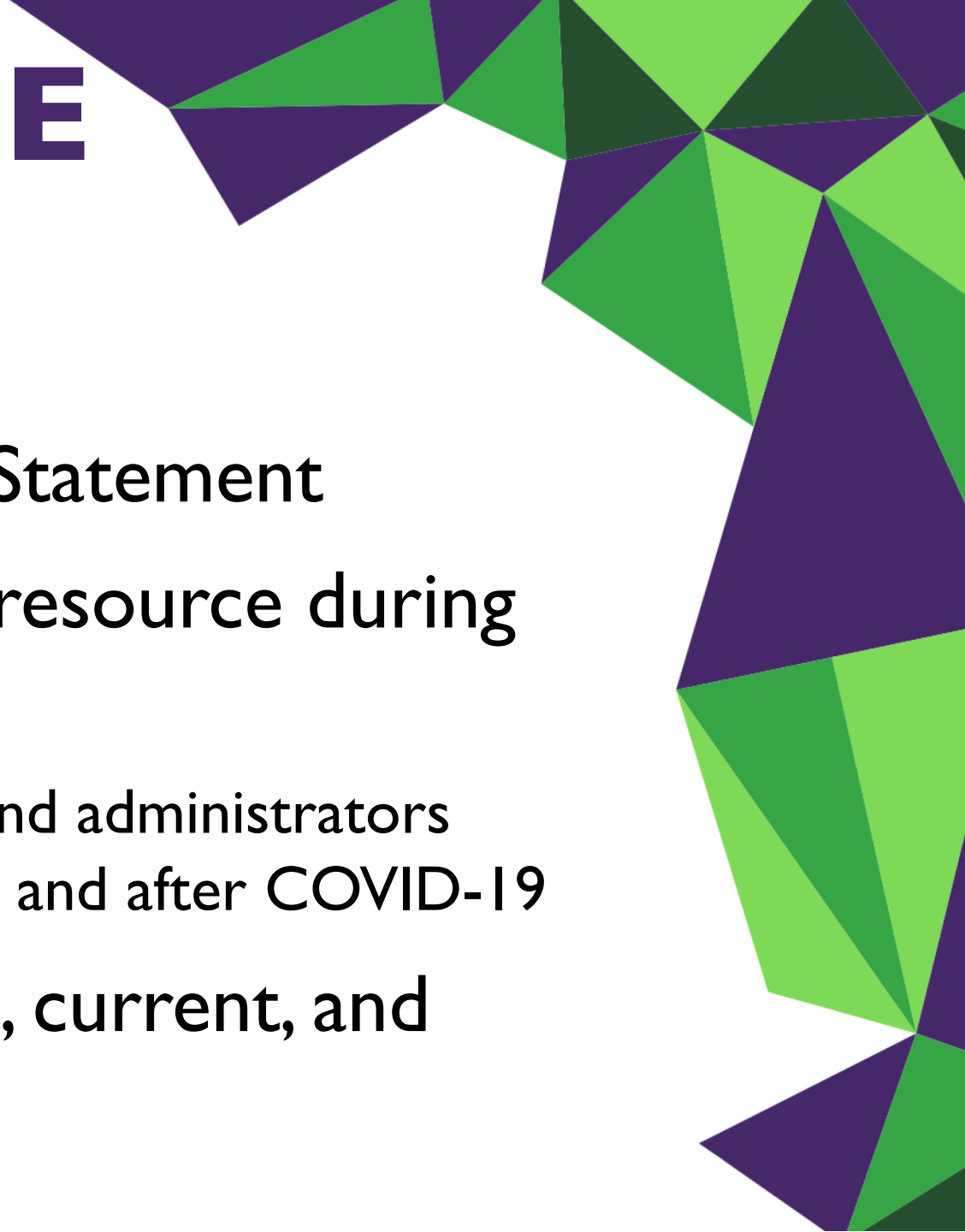


CRE Practices support and strengthen Core Social and Emotional Learning Competencies*:

- Self-awareness
- Self-management
- Social awareness
- Relationship skills
- Responsible decision-making

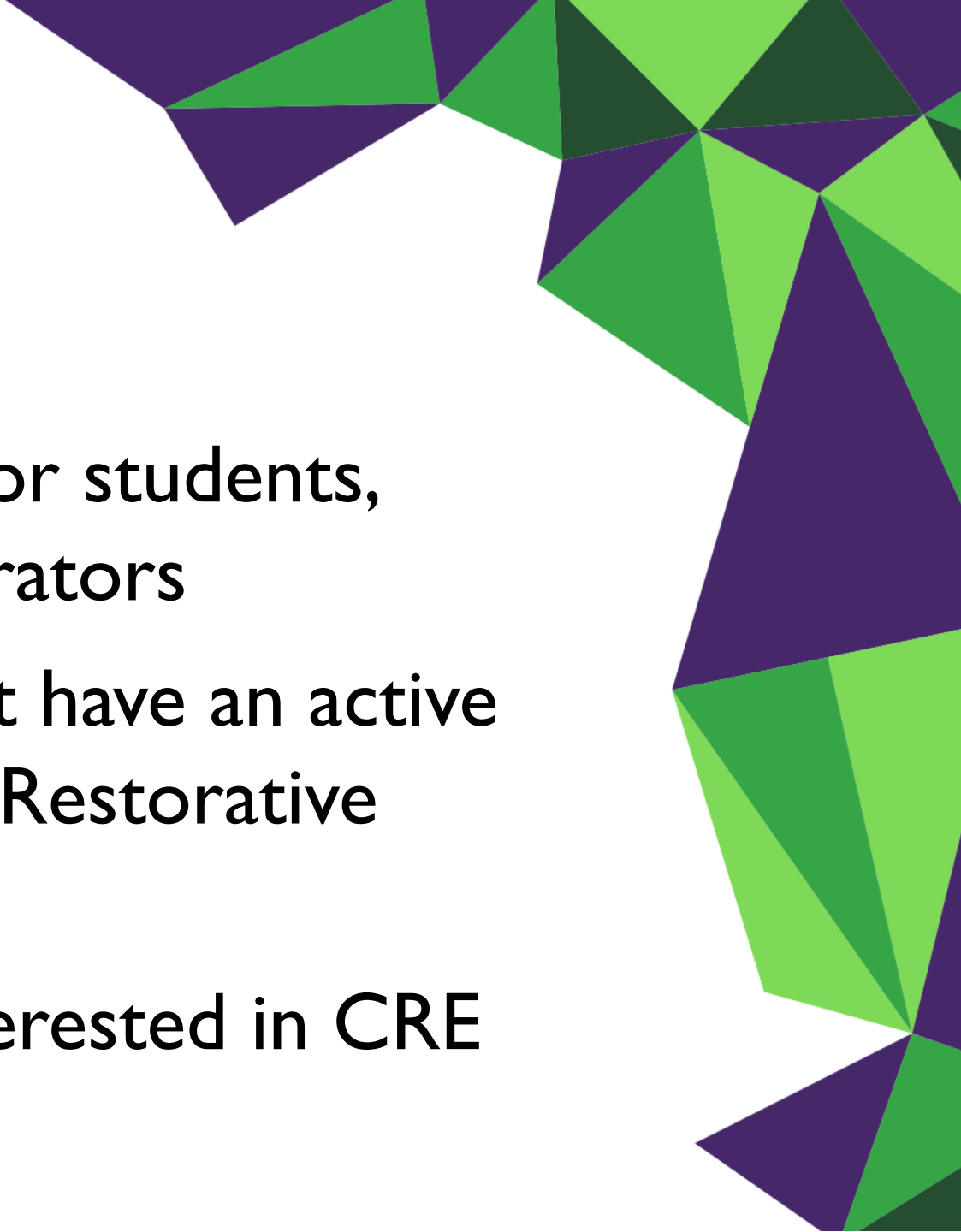
WJC'S RESPONSE TO COVID-19

- Commitment to WJC's Mission Statement
- Leverage of WJC's School Tools resource during a vital time
 - Provide students, parents, educators, and administrators with tools to navigating conflict during and after COVID-19
- Continued connection with past, current, and future educational partners



PURPOSE FOR WEBINAR

- Distance Learning opportunity for students, parents, educators, and administrators
- Remote learning for schools that have an active Peer Mediation program and/or Restorative Justice Practices
- Brief introduction to anyone interested in CRE



SCHOOL TOOLS



- **Free** Curriculum conveniently accessible through website developed by WJC
- CRE lesson plans are:
 - Used for enriching knowledge and skill base
 - Useful for resolving conflicts in school and daily personal settings
 - Designed for Grades 4 – 12 (can be used for K – 3 with some modifications)

www.SchoolTools.info

WHO CAN USE SCHOOL TOOLS?

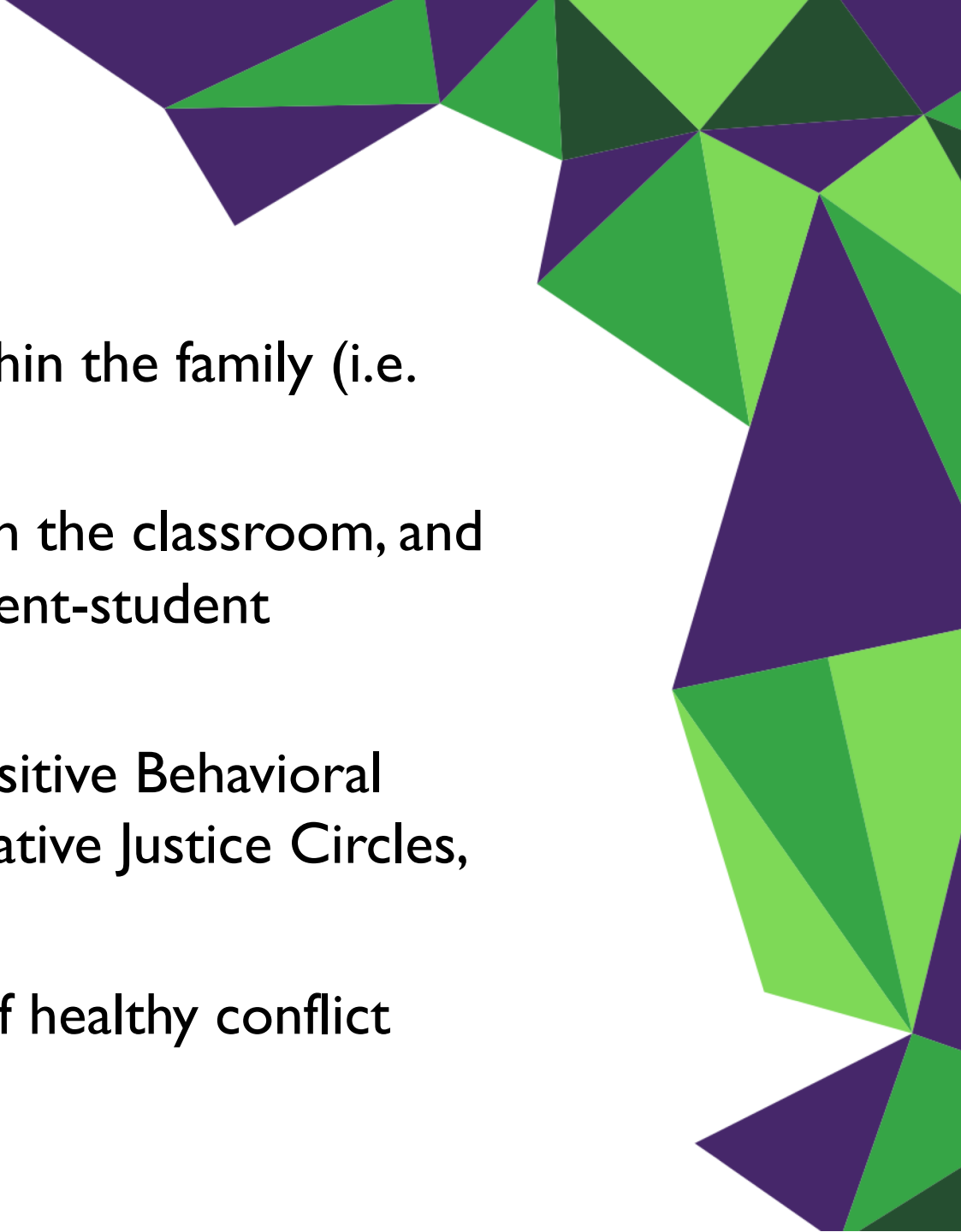
- Lesson plans are designed to be facilitated by:
 - Parent
 - Educator
 - Administrator
 - Students
- Curriculum is organized into progressive levels
 - Topics build upon each other
 - Facilitators are welcomed to instruct per their needs

www.SchoolTools.info



BENEFITS OF USING SCHOOL TOOLS

- Parents – resource for navigating conflict within the family (i.e. arguments between siblings)
- Educators – resource for navigating conflict in the classroom, and between student-student (i.e. disruptive student-student interactions)
- Administrators – resource for supporting Positive Behavioral Intervention and Supports [PBIS] (i.e. Restorative Justice Circles, Peer Mediation, etc.)
- Students – resource for their development of healthy conflict resolution skills (i.e. rumors)



TODAY'S WEBINAR



- ✓ Educating school-based staff on navigating School Tools as a facilitator's guide for Conflict Resolution Education (CRE)
- ✓ Educators using School Tools for CRE Lessons for students
- ✓ Heightened understanding of CRE via online usage

ICE BREAKER



What are you grateful for today?



SCHOOL TOOLS 101

Analyzing Conflict 1.1

- **Define Conflict**
- **Sources of Conflict**
- **Conflict Scenarios**

DEFINE CONFLICT (20 minutes)

1. Have students write out their definition of conflict.
2. Distribute or read our definition of conflict:
Conflict is a struggle or tension through which the parties involved perceive a threat to their needs, interests or concerns.
3. Have students write out or discuss their reaction to our definition of conflict and how it was the same and different from their own definition.
4. Have students watch the Conflict Introduction Video.



STAY TUNED

Next Webinar Series

**Conflict Resolution Education
& Mindfulness**



CONNECT WITH US

Shaune Gatlin, Program Director
sgatlin@westernjustice.org

Arturo Magaña, Program Coordinator
arturo@westernjustice.org



DONATE

WJC is a 501(c)(3) nonprofit organization.
Funds raised support programs like School Tools.
Please consider making a gift today!



www.westernjustice.org/donate

**THANK
YOU!**

